

PROJECT

QUANTITY

Studio RPU

Studio Remote Patcher Utility



ORDERING GUIDE

CXWRPU -

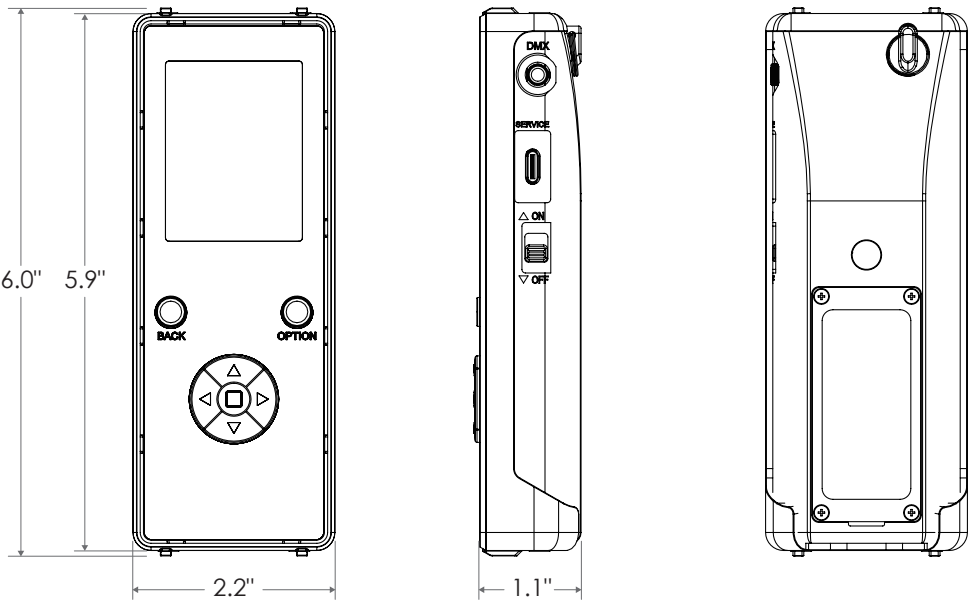
Finish

WH White
BK Black

SPECIFICATIONS

Dimensions (L x W x H)	6.0" x 2.2" x 1.1" / 15.2cm x 5.6cm x 2.8cm
Weight	0.42lb / 0.19kg
DC Voltage	USB Type-C Port (5V/1A Power)
IP Rating	IP-X4
DMX Output Speeds	20 - 44 Hz (User Selectable)
DMX / RDM Port	TRRS Port (XLR-5 via adapter)
Mount	1/4" - 20 / Magnets (Wall Mount) / Lanyard
Updates	via Wi-Fi / USB-C

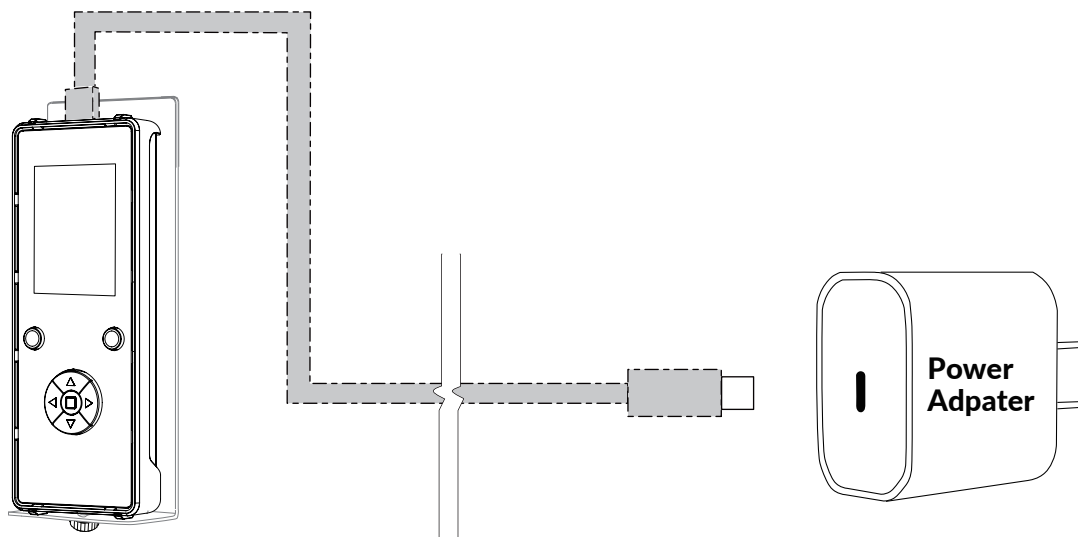
MECHANICAL FIGURE



INSTALLATION INFO

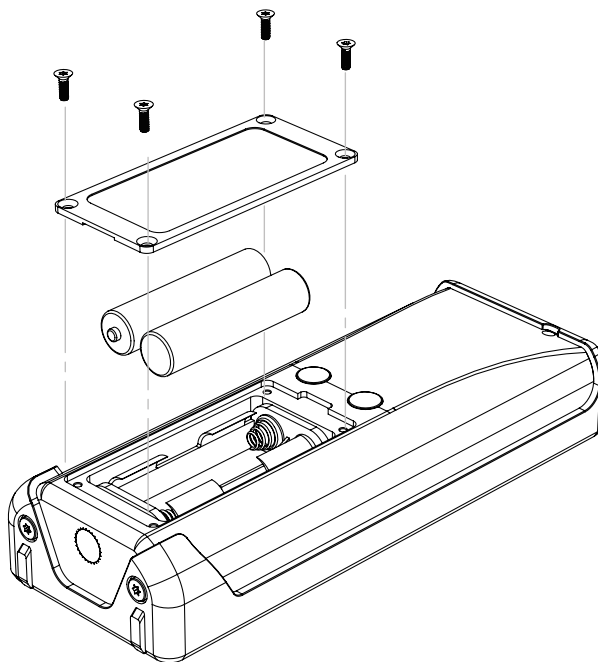
Power

Requires a hardline power connection provide via USB Type-C.



Battery Installation

Unscrew the 4x screws (M2 Phillips screw) and remove the cover, insert 2x AAA batteries, then reverse the steps to secure it. The studio RPU can now operate for up to 30 minutes on mobile use.



*Note: Battery packs are for short term mobile use only. Do not leave batteries installed permanently.